


# Virtual Psychological Testing

BY GARY M. EISENBERG, PH.D. LITTLETON, CO



# TELEPSYCHOLOGY TESTING INFORMED CONSENT

- ▶ See APA document of the same name from 2013
- ▶ Risks
  - ▶ Tech issues
  - ▶ Relatively new area
- ▶ Need for In-Person Evaluation






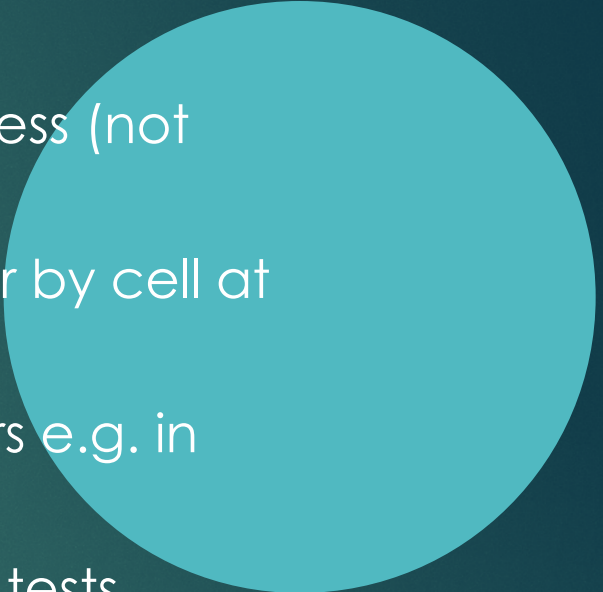
# Patient Eligibility



- ▶ When close facial observation is absolutely necessary, virtual testing may not be appropriate. e.g. Autism
- ▶ Children 7 and under generally are not strong candidates
- ▶ Insincere and rebellious adolescent may be challenging

# Online Testing Rules

- ▶ Please be in a **quiet room** with a laptop and a webcam
- ▶
- ▶ Face the camera away from a window or close the blinds.
- ▶ Parents are to assist with printing and downloading documents if necessary
- ▶
- ▶ *No dogs, cats or siblings in the room during testing please as it is distracting*
- ▶
- ▶ ***All papers that have any writing by the patient are to be mailed back to Dr. Gary. Blanks are to be destroyed.***
- ▶
- ▶ ***Parents are not to give hints to the child when they are answering***
- ▶

- 
- 
- ▶ The initial session will occur with the child in the room part or all of the time. A comfortable area that will insure your confidentiality and not have competing sounds is recommended. For **the initial session** the participants should be seated in a row in front of the camera.
  - ▶ The subsequent or **testing session** will generally occur with the child and doctor alone. There are however brief periods where parent supervision is required.
  - ▶ Before the start of the video session, parent and child must position the camera straight on so child and doctor will be eye to eye.
  - ▶ A parent may be sent a packet of materials that will be used during the eval. These must be returned.

- 
- 
- ▶ Headsets are recommended throughout the testing process (not earbuds).
  - ▶ Should the connection fade, you may contact the doctor by cell at 303 123 4567
  - ▶ The child should be positioned so no one hears his answers e.g. in remote room
  - ▶ Never use screenshot or a camera to take pictures of the tests.

- 
- 
- ▶ MAIL package of tests that require writing to parent.
    - ▶ e.g. WISC-V Coding and Symbol Search
    - ▶ KTEA-3 or W-J response books (must be originals)Recommendation in sealed envelope with your name signed on the flap.
  - ▶ Buy Pearson Digital Assets and Share Screen, Share audio
  - ▶ Send Vinelands and Objective Personality instruments via Qglobal